


Note: Institution did NOT submit revisions through the Prior Year Data Revision System for selected collection year and survey.

Academic Libraries 2017-18

Institution: Eastern Washington University (235097)

Screening Questions

 Were your annual total library expenses for Fiscal Year 2017:

Less than \$100,000

Greater than or equal to \$100,000

Is the library collection entirely electronic?

No

Yes

Institution: Eastern Washington University (235097)
Library Collections/Circulation and Interlibrary Loan Services

Section I:

For all degree-granting institutions
 with library expenses >0 and/or access to a library collection

NOTE - This section of the survey collects data on selected types of material. It does not cover all materials. Report the total number of each category held at the END of Fiscal Year 2017.

Library Collections	Physical		Digital/Electronic		Total
		Prior Year Amount		Prior Year Amount	
Books	517,649	514,039	294,950	229,655	
Databases			298	285	
Media	152,762	159,165	6,973	15,827	
Serials	3,995	4,010	101,492	102,028	
Total	674,406	677,214	403,713	347,795	1,078,119
Library Circulation	42,044	56,898	12,058	87,537	54,102

Does your institution have Interlibrary Loan Services ?

- No
- Yes

Interlibrary Loan Services

	Number	Prior Year Amount
Total interlibrary loans and documents provided to other libraries	3,394	3,382
Total interlibrary loans and documents received	3,530	5,140

You may use the space below to provide context for the data you've reported above. This context box will not be posted on the [College Navigator Website](#).



Institution: Eastern Washington University (235097)

Expenses

Section II:

For degree-granting institutions with
library expenses >= \$100,000

Library expenses should be reported for the most recent 12-month period that corresponds to your institution's fiscal year that ends before October 1, 2017.

	Amount	Prior Year Amount
 Indicate the number of <u>branch and independent libraries</u> (exclude the main or central library). <div style="float: right; border: 1px solid black; padding: 2px 10px; margin-left: 10px;">1</div>		1
 Expenses <div style="float: right; border: 1px solid black; padding: 2px 10px; margin-left: 10px;">Amount</div>		
Total <u>salaries and wages</u> for the library staff	2,420,795	2,371,569
Are staff <u>fringe benefits</u> paid out of the library budget?		
<input type="radio"/> No <input checked="" type="radio"/> Yes <div style="float: right; border: 1px solid black; padding: 2px 10px; margin-left: 10px;">Total Fringe benefits</div>	794,121	714,793
Materials/services expenses		
One-time purchases of <u>books, serial backfiles,</u> and other materials	188,808	
<u>Ongoing commitments to subscriptions</u>	1,153,495	
All other materials/service cost	18,383	
Total materials/services expenses	1,360,686	1,518,636
Operations and maintenance expenses		
<u>Preservation services</u>	9,999	
All other operations and maintenance expenses	596,276	
Total operations and maintenance expenses	606,275	489,362
Total Expenses	5,181,877	5,094,360
Total Expenses (minus Fringe Benefits)	4,387,756	4,379,567

You may use the space below to provide context for the data you've reported above. This context box will not be posted on the [College Navigator Website](#).

Institution: Eastern Washington University (235097)

Summary

Academic Libraries Component Summary

IPEDS collects important information regarding your institution. All data reported in IPEDS survey components become available in the IPEDS Data Center and appear as aggregated data in various Department of Education reports. Additionally, some of the reported data appears in your institution's Data Feedback Report (DFR). The purpose of this summary is to provide you an opportunity to view some of the data that, when accepted through the IPEDS quality control process, will appear on your DFR. Data Feedback Reports will be available through the [Data Center](#) and sent to your institution's CEO in November 2017.

Please review your data for accuracy. If you have questions about the data displayed below after reviewing the data reported on the survey screens, please contact the IPEDS Help Desk at: 1-877-225-2568 or ipedshelp@rti.org.

Library Collections/Circulation	Physical Collection	Digital/Electronic Collection
Books	517,649	294,950
Databases		298
Media	152,762	6,973
Serials	3,995	101,492
Total Collection	674,406	403,713
Total Circulation	42,044	12,058

Expenses	Amount
Salaries and wages	\$2,420,795
Fringe benefits	\$794,121
Materials/services expenses	\$1,360,686
Operations and maintenance expenses	\$606,275
Total expenses	\$5,181,877