

College Spark

Successful Transitions to College (STC)

Wi-Fi

Connect to: Campus Visitor

Guest Username: spark@ewu.edu

Guest Password: 978274

Winter Network Convening
February 25, 2017



Successful Transitions to College: Networked for Student Success



TODAY'S AGENDA

8:00-8:15

All

Welcome.

We will review meeting objectives, review agenda for the day, recap where we are in the project timeline and what is next, and begin to introduce work to be completed between now and the May 2017 meeting.

8:15-8:45

All

Project Lead Toolkit Item and Website Review

The project leads will share the work completed to date to create a website for the toolkit items. Further, they will share their latest iteration of the Project Leadership toolkit item.

8:45-10:00

Cohorts

Cohort Work Time

Cohorts will be provided with time to work on a plan and timeline for completing their toolkit item by mid-March. Leads will circulate and provide feedback and support to each group.

10:00-10:20

All

Break- Brunch Available

10:20-11:20

Small Groups

Group Discussions – Small Disciplinary Groups

Cohorts will have the opportunity to meet in smaller disciplinary groups to conduct a more thorough discussion of their toolkit items and probing questions.

11:30-12:00

All

Preparing for May Capstone Event

We will discuss and review plans for the final Capstone event including: preparation; instructions for publishing toolkit items; promotion plans; preparation of poster presentations; and participation on panels/roundtable.

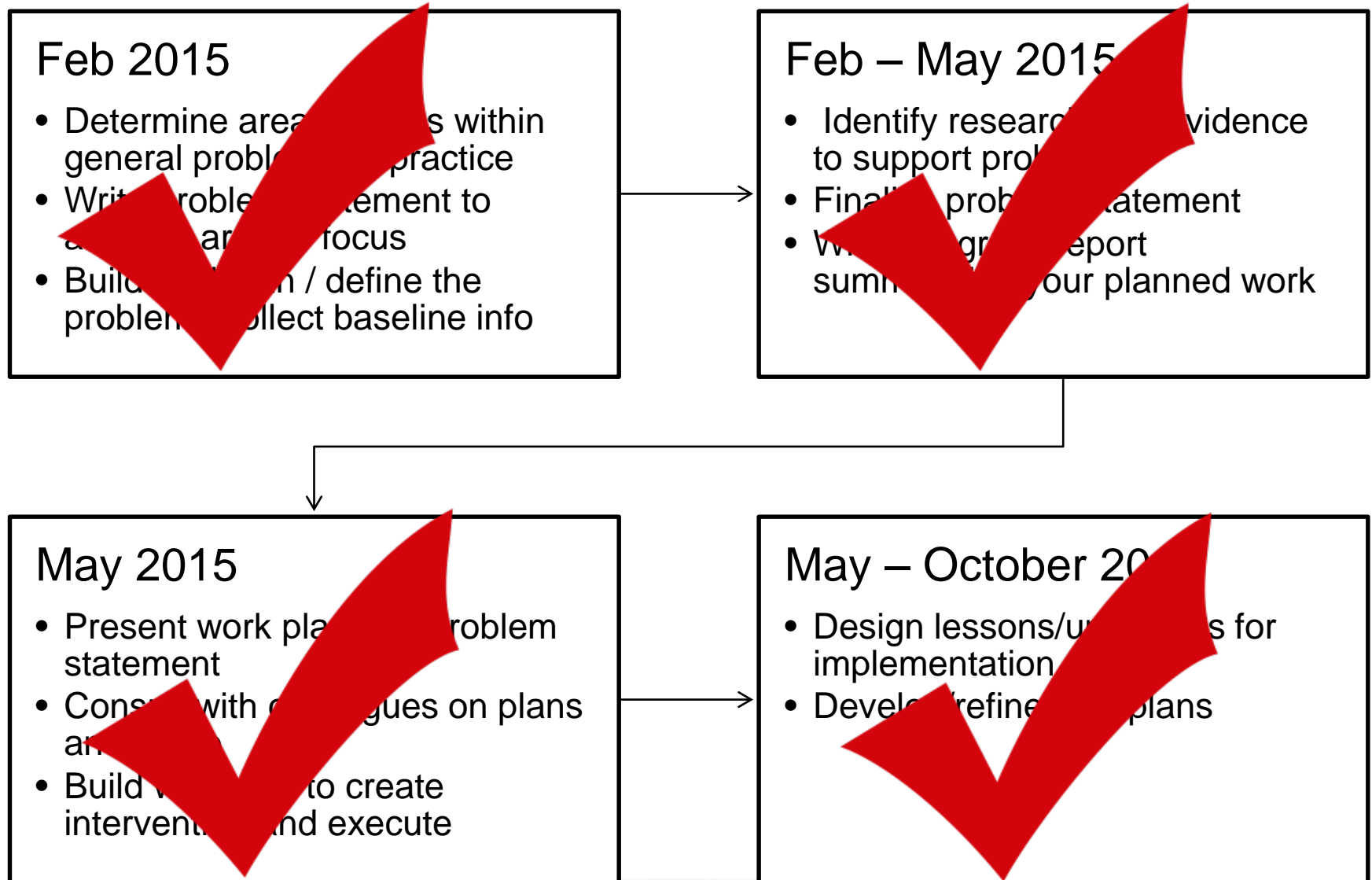
Plus/Delta, Q & A.

Goals for the day

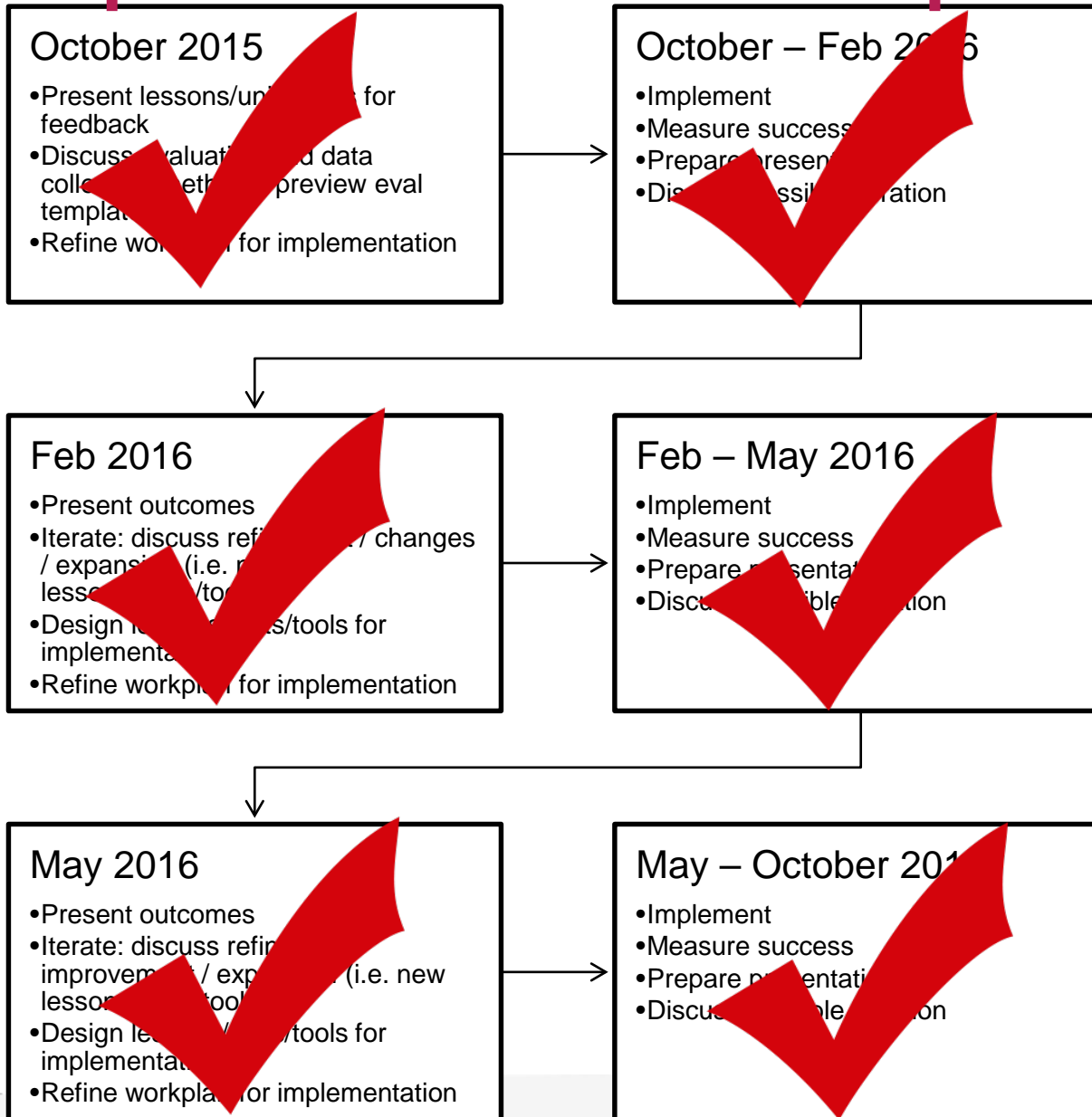
- Discuss goals and objectives for final year of the grant and May Capstone meeting.
- Work in small disciplinary groups to discuss each cohorts next steps.
- Begin to connect work to larger objectives of targeting the problems of students' transitions.
- Clarify next steps for work to be completed to publish toolkit items on our website and prepare for May capstone convening.



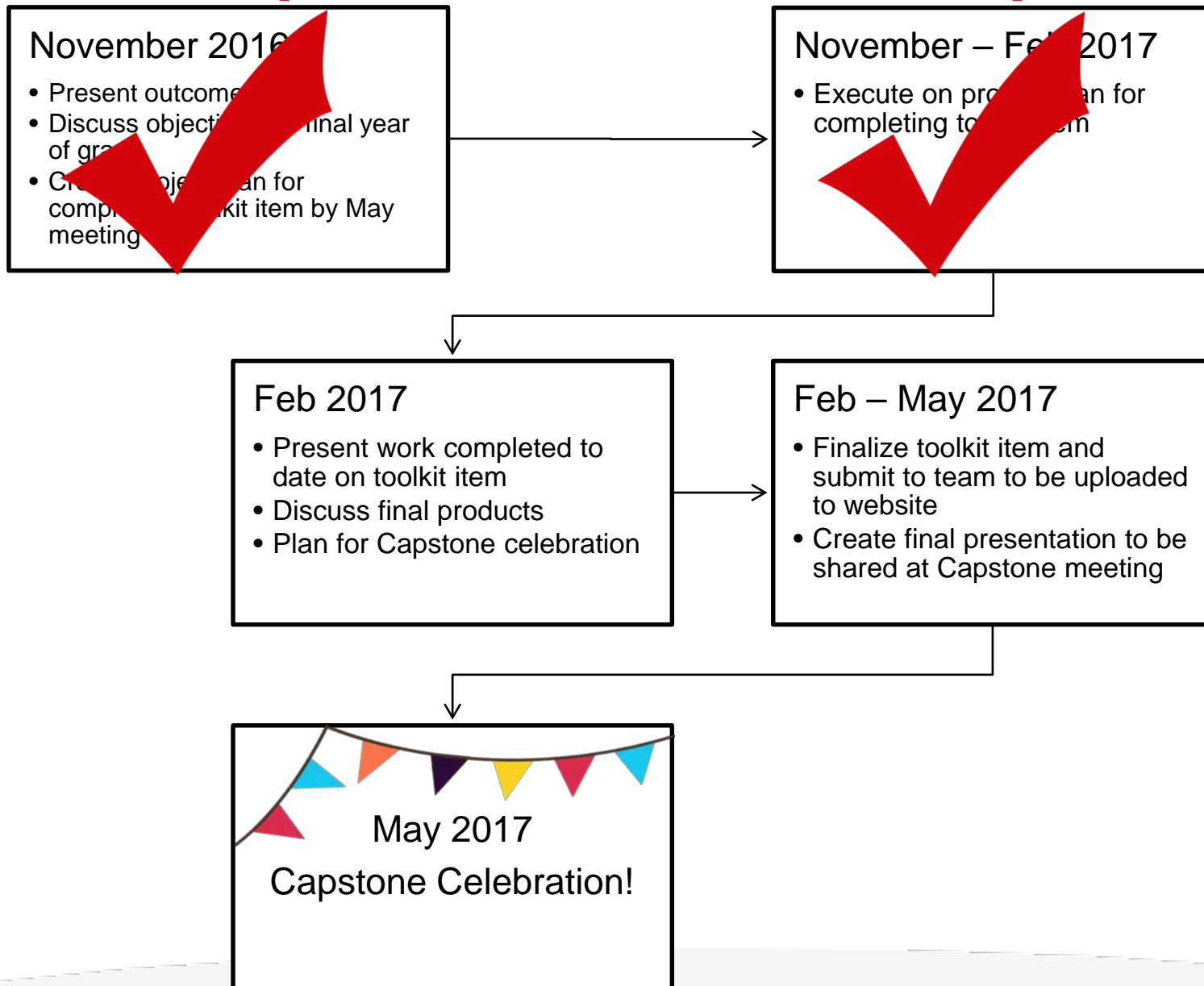
Toolkit production timeline expectations



Toolkit production timeline expectations



Toolkit production timeline expectations



TODAY'S AGENDA

8:00-8:15

All

Welcome.

We will review meeting objectives, review agenda for the day, recap where we are in the project timeline and what is next, and begin to introduce work to be completed between now and the May 2017 meeting.

8:15-8:45

All

Project Lead Toolkit Item and Website Review

The project leads will share the work completed to date to create a website for the toolkit items. Further, they will share their latest iteration of the Project Leadership toolkit item.

8:45-10:00

Cohorts

Cohort Work Time

Cohorts will be provided with time to work on a plan and timeline for completing their toolkit item by mid-March. Leads will circulate and provide feedback and support to each group.

10:00-10:20

All

Break- Brunch Available

10:20-11:20

Small Groups

Group Discussions – Small Disciplinary Groups

Cohorts will have the opportunity to meet in smaller disciplinary groups to conduct a more thorough discussion of their toolkit items and probing questions.

11:30-12:00

All

Preparing for May Capstone Event

We will discuss and review plans for the final Capstone event including: preparation; instructions for publishing toolkit items; promotion plans; preparation of poster presentations; and participation on panels/roundtable.

Plus/Delta, Q & A.

Final Leg - Year 3 Expectations

- Video Introductions to your Toolkit Item to be filmed today
- Toolkit items will be published on our site in April 2017
- Teams will present their work at the May capstone and will also have an opportunity to engage in further conversation with each other and others about how to integrate this professional learning into your ongoing teaching practice. We will discuss details on May later in the day.

Successful Transitions to College Website

<https://sites.ewu.edu/successfultransitions/>

Successful Transitions to College

A Cross-Sector English and Mathematics Collaboration in the Spokane, Washington Region

Home

About

Mathematics Inquiries

English Language Arts Inquiries

Resources

Home

This toolkit contains the materials from our three-year project focusing on the development and implementation of a self-directed, regional, professional development structure for approximately 50 regional K-12, community college, and university faculty in English language arts (ELA) and mathematics in the Spokane, Washington region. Click on a photo below to explore the inquiry projects.



HELPING MATH STUDENTS THINK
CRITICALLY ABOUT WHAT THEY
READ



Calculus B

MORE >



HOW TO OBSERVE AND MEASURE
MATH STUDENTS USE OF
RESOURCES OTHER THAN THE
TEACHER

Project Leadership Toolkit

<https://sites.ewu.edu/successfultransitions/project-leadership/>

Project Leads have been working on building their toolkit item as a exemplar for the teams.

Successful Transitions to College

A Cross-Sector English and Mathematics Collaboration in the Spokane, Washington Region

Home

About

Mathematics Inquiries

English Language Arts Inquiries

Project Leadership

Resources

Organizing a Cross-Sector Faculty-Lead Professional Inquiry Network

Project Leadership Biographies

Project Leadership Resources: All of the materials created and utilized for leadership and management of the three year project are included below. You are free to copy and redistribute the material in any medium or format. Further you may remix, transform, and build upon the material. You must give appropriate credit, provide a link to the license, and indicate if changes were made. You may do so in any reasonable manner, but not in any way that suggests the licensor endorses you or your use. You may not use the material for commercial purposes.

Kick-Off Meeting Materials

- **Agenda STC 25Oct2014:** Agenda for the kick-off meeting.
- **Fall 2014 Network Meeting – FINAL:** Slide presentation used to facilitate kick-off meeting agenda.
- **Discussion Starters:** Prior to attending the kick-off meeting, participants were asked to read four articles provided by the Project Leadership team. Guided discussion questions were used to help frame the goals and objectives of the project and set the direction for the next three years.
- **Student Focused Observation Visit Guidelines:** At the conclusion of the kick-off meeting all attendees were asked to complete student-focused observations with the support of these guidelines and guiding questions.

Submitting your Toolkit Item: Due 3/11/17

Each toolkit item will consist of three components:

- **The Toolkit Item Coversheet (see template)**

The purpose of the coversheet is to provide a brief summary of some key information regarding your CoP's toolkit item.

- **The Toolkit Item Report (see detailed description)**

The purpose of this component is to tell the story of your toolkit item. This report will likely draw on and refer to documents and presentations your CoP created throughout the project.

- **Supporting Documents, Presentations, Resources**

Your toolkit should also include documents, resources, presentations, and research that support your work and add value to your toolkit item

Toolkit Item Overview

College Spark: Successful Transitions to College

Toolkit Item *Overview of Resources and Expectations*

Each CoP will submit a toolkit item to be included on the project website. Toolkit items can and should be as unique as the CoPs themselves. The following general format is designed such that toolkit items will be easily accessed and utilized, but also to allow the flexibility needed to communicate each CoP's individual process and product.

While toolkit items are meant to be accessible and usable, this does not mean they are expected to be perfected products. The story of the process of inquiry your CoP undertook (what you did, what you learned, what you changed, what you saw, what learning you are taking away from the work, and what you will do next) is as important as any particular product that may have resulted from that process.

Toolkit Item Components

Each toolkit item will consist of three components:

The Toolkit Item Coversheet (template attached)

The purpose of the coversheet is to provide a brief summary of some key information regarding your CoP's toolkit item. This information will serve as an introduction to your toolkit item on the website and help readers decide if it is something they want to investigate further.

The Toolkit Item Report (detailed description attached)

The purpose of this component is to tell the story of your toolkit item. This report will likely draw on and refer to documents and presentations your CoP created throughout the project.

Supporting Documents, Presentations, Resources

A Google Doc folder has been created for your CoP that includes all documents your CoP has uploaded to Canvas throughout the project. These have been gathered to assist your CoP in the preparation of your toolkit item. There is no expectation that you include all these resources in your toolkit item. Use them as you see fit in telling your story.

Please don't hesitate to contact the project leads with any questions!

Toolkit Item Components

- Coversheet
- Report
- Supporting Documents

Toolkit Item Coversheet

College Spark: Successful Transitions to College

Cohort () Toolkit Item Cover Sheet

Cohort member #1: _____ Classroom Setting: _____

Cohort member #2: _____ Classroom Setting: _____

Cohort member #3: _____ Classroom Setting: _____

Cohort member #4: _____ Classroom Setting: _____

Describe the toolkit item. What is it and what problem of practice was it created to address?

In what ways does this toolkit item assist in preparing students to be college and career ready, in reducing the need for developmental courses at the college level, or in increasing student success in first-year credit bearing college courses?

Cite your primary research sources and briefly describe how each source informed your toolkit item design and implementation.

Briefly describe one or two important “lessons learned” by your cohort as a result of implementing your toolkit item, including key advice you’d give others who plan to use it.

- Provide a brief summary of toolkit item
- Introduce toolkit item
- Help readers decide if they want to investigate further

Toolkit Item Report

College Spark: Successful Transitions to College

Toolkit Item Report Guidelines

Cohorts will produce a Toolkit Item Report, to be included with their toolkit item submission. The description and guidelines below will assist cohorts in developing this report.

Since teaching is highly contextual, the primary goal of the Toolkit Item Report is to tell a story that provides enough information for readers to understand the contexts in which you used your tool so they can consider how to apply what you learned to their contexts. In this way, they can build on what you learned. Also, toolkit item users need to understand your assumptions and rationale for the decisions you made, in order to compare their contexts to yours and how your intervention relates to their understanding of the problems. Finally, if possible, a submission should help the reader learn something new or help them have a deeper understanding of the problem you have studied and addressed with your toolkit item.

To complete your Report, please draw on the documents or presentations you have completed for each STC meeting. To assist in drawing on these resources, a Google Doc folder has been set up for each CoP that includes all documents the CoP has uploaded to Canvas throughout the project. These might include:

- Presentations and posters
- Guidelines for developing a problem of practice
- Interim report

Guidelines for Report Content:

- **Who is in your cohort and what are your teaching contexts?**
Provide detailed description so that readers can understand what your student population (e.g. alternative high school with small classes, or community college calculus class with motivated students heading for four-year universities, but with full-time jobs).
- **Briefly describe yourselves professionally.**
For example: how long have you been teaching? What other projects have you been in? What has interested you professionally, or how have you changed your teaching? What problems of education have most bothered you? You may want to include any insights you gained from your cross-sector observations in the project, especially as these may relate to the problem that you targeted.
- **What significant problem of practice did your intervention target?**
Why did you pick that problem? What more specific problem statement did you derive from that? How do these relate to the problem of successfully transitioning from high school to college? What evidence did you have of the current state of your problem?
- **What CCSS relate to this problem and how (including portraits and math practices)?**
- **What scholarship (articles, books, reports) did you consult and how did it inform your project?**
Provide a brief survey/summary of the sources you consulted.
- **What intervention did you test and how did each person in your cohort try it?**
What were the specific challenges in implementing your intervention? (It might help for each person to tell a brief account of his/her experience). Attach any artifacts you used such as rubrics test items, etc.
- **How did you determine the effectiveness of your intervention?**
Note: this is often where a project gets messy and hasn't turned out the way you wanted, but learning occurs at these messy points. You can say, "Next time we want to try..."
- **How did students respond?** (Anecdotal evidence is acceptable here.)
- **In what ways has your work changed your thinking about students' transitions or your teaching?** What do you still wonder?

Tell the story of your toolkit item:

- What you did
- What you learned
- What you changed
- What you saw
- What learning you're taking away
- What you're doing next

Supporting Documents, Presentations, Resources

- A Google Doc folder has been created for each cohort
- Contains all documents uploaded to Canvas throughout project
- Use them as you see fit in telling your story

**Your ~~fearless~~ leaders are here to help!*

Submitting your Toolkit Item: Due 3/11/17

- Submit toolkit item to Annika and Courtney by March 11 to be loaded onto the WordPress website. You can email your materials or a link to a Google folder:
 - amany@edbridgepartners.com
 - cdesisto@edbridgepartners.com
- By March 21, each Cohort Lead will peer review two other Inquiries (one ELA and one Math). Project leads will also peer review the Inquiries.
- Teams will receive feedback by March 24th
- Cohort teams are expected to respond to feedback and complete any edits to their submission by April 15.

TODAY'S AGENDA

8:00-8:15

All

Welcome.

We will review meeting objectives, review agenda for the day, recap where we are in the project timeline and what is next, and begin to introduce work to be completed between now and the May 2017 meeting.

8:15-8:45

All

Project Lead Toolkit Item and Website Review

The project leads will share the work completed to date to create a website for the toolkit items. Further, they will share their latest iteration of the Project Leadership toolkit item.

8:45-10:00

Cohorts

Cohort Work Time

Cohorts will be provided with time to work on a plan and timeline for completing their toolkit item by mid-March. Leads will circulate and provide feedback and support to each group.

10:00-10:20

All

Break- Brunch Available

10:20-11:20

Small Groups

Group Discussions – Small Disciplinary Groups

Cohorts will have the opportunity to meet in smaller disciplinary groups to conduct a more thorough discussion of their toolkit items and probing questions.

11:30-12:00

All

Preparing for May Capstone Event

We will discuss and review plans for the final Capstone event including: preparation; instructions for publishing toolkit items; promotion plans; preparation of poster presentations; and participation on panels/roundtable.

Plus/Delta, Q & A.

Cohort Work Time

Your cohort will have 75 minutes to work together to reflect and refine your toolkit item(s) and discuss plans to finalize and publish.

Groups will be asked to reflect on:

- What have we not thought about?
- How will others use this toolkit item?
- What components do we want to include with our toolkit?
- What work is needed in order to submit the toolkit item by March 11?

The deadline for submitting your toolkit item is March 11th.

TODAY'S AGENDA

8:00-8:15

All

Welcome.

We will review meeting objectives, review agenda for the day, recap where we are in the project timeline and what is next, and begin to introduce work to be completed between now and the May 2017 meeting.

8:15-8:45

All

Project Lead Toolkit Item and Website Review

The project leads will share the work completed to date to create a website for the toolkit items. Further, they will share their latest iteration of the Project Leadership toolkit item.

8:45-10:00

Cohorts

Cohort Work Time

Cohorts will be provided with time to work on a plan and timeline for completing their toolkit item by mid-March. Leads will circulate and provide feedback and support to each group.

10:00-10:20

All

Break- Brunch Available

10:20-11:20

Small Groups

Group Discussions – Small Disciplinary Groups

Cohorts will have the opportunity to meet in smaller disciplinary groups to conduct a more thorough discussion of their toolkit items and probing questions.

11:30-12:00

All

Preparing for May Capstone Event

We will discuss and review plans for the final Capstone event including: preparation; instructions for publishing toolkit items; promotion plans; preparation of poster presentations; and participation on panels/roundtable.

Plus/Delta, Q & A.

TODAY'S AGENDA

8:00-8:15

All

Welcome.

We will review meeting objectives, review agenda for the day, recap where we are in the project timeline and what is next, and begin to introduce work to be completed between now and the May 2017 meeting.

8:15-8:45

All

Project Lead Toolkit Item and Website Review

The project leads will share the work completed to date to create a website for the toolkit items. Further, they will share their latest iteration of the Project Leadership toolkit item.

8:45-10:00

Cohorts

Cohort Work Time

Cohorts will be provided with time to work on a plan and timeline for completing their toolkit item by mid-March. Leads will circulate and provide feedback and support to each group.

10:00-10:20

All

Break- Brunch Available

10:20-11:20

Small Groups

Group Discussions – Small Disciplinary Groups

Cohorts will have the opportunity to meet in smaller disciplinary groups to conduct a more thorough discussion of their toolkit items and probing questions.

11:30-12:00

All

Preparing for May Capstone Event

We will discuss and review plans for the final Capstone event including: preparation; instructions for publishing toolkit items; promotion plans; preparation of poster presentations; and participation on panels/roundtable.

Plus/Delta, Q & A.

Group Discussions

Working in small disciplinary groups, please use this time to conduct a more thorough discussion of your toolkit item(s). Explain your plans for publishing and review the components of your finished product with your colleagues and elicit feedback.

Group Assignments

- Algebra A and Calc A - 201
- Algebra B and Calc B - 205
- ELA A and ELA B – Room 205
- ELA C/D, ELA E and ELA F – Room 203

TODAY'S AGENDA

8:00-8:15

All

Welcome.

We will review meeting objectives, review agenda for the day, recap where we are in the project timeline and what is next, and begin to introduce work to be completed between now and the May 2017 meeting.

8:15-8:45

All

Project Lead Toolkit Item and Website Review

The project leads will share the work completed to date to create a website for the toolkit items. Further, they will share their latest iteration of the Project Leadership toolkit item.

8:45-10:00

Cohorts

Cohort Work Time

Cohorts will be provided with time to work on a plan and timeline for completing their toolkit item by mid-March. Leads will circulate and provide feedback and support to each group.

10:00-10:20

All

Break- Brunch Available

10:20-11:20

Small Groups

Group Discussions – Small Disciplinary Groups

Cohorts will have the opportunity to meet in smaller disciplinary groups to conduct a more thorough discussion of their toolkit items and probing questions.

11:30-12:00

All

Preparing for May Capstone Event

We will discuss and review plans for the final Capstone event including: preparation; instructions for publishing toolkit items; promotion plans; preparation of poster presentations; and participation on panels/roundtable.

Plus/Delta, Q & A.

May Capstone

May 6, 2017

9am – 3:30 pm

Spokane Falls Community College

A full day convening, inviting regional educators from the Spokane K-12 districts, Community Colleges of Spokane, EWU and other 4-year colleges and universities to hear about the work of this project and to discuss ways to promote inquiry and professional learning.

This Capstone event is the culmination of a three-year project focusing on the goals of decreasing the proportion of high school graduates placing into developmental courses and increasing the proportion of college students satisfactorily completing college-level ELA and mathematics.

Participants will have an opportunity to collaborate and discuss innovative ways to improve student transitions.

May Capstone Tentative Agenda

Time	Agenda
9:00 – 9:45	Welcome Overview of our Grant Professional Learning through Inquiry
9:45 – 10:15	Panel Discussion: Successful Transitions to College Process and Lessons Learned
10:15 – 11:00	Keynote on Professional Inquiry and Cross Sector Collaboration
11:00 – 11:15	Break
11:15 – 12:00	Breakout Session 1
12:00 – 1:00	Lunch and Poster Presentations from our Cohorts
1:00 – 1:15	Break
1:15 – 2:00	Breakout Session 2
2:00 – 2:15	Break
2:15 – 3:00	Roundtable Discussions
3:00 – 3:30	Report out and Closing Charge

Panels and Breakout Sessions

- Morning panel to discuss lessons learned throughout the three year project.
 - Panel will include Project Leads and 2-3 Cohort Members
 - If anyone is interested, please contact Barbara/Sean/Annika
- There will be two sets of breakout sessions, potential themes include:
 - Commonalities between cohort problems of practice: Independent learning, critical reading and writing, independent problem solving,
 - College readiness connected to the common core state standards.
 - Comparison between standards of English and Math identifying overlap and how this relates outside of these disciplines.
 - Bridge to College work and this College Spark and how they connect.
 - Other suggestions?

Roundtable Discussion

- Roundtable Discussions on:
 - Where do we go from here,
 - What else can be done,
 - How can we support and sustain this kind of professional inquiry and cross-sector collaboration.
 - Other suggestions?
- Successful Transitions team members will be divided amongst tables to share their thoughts and help project leads facilitate discussion

Preparing for May Capstone

- Each cohort will prepare a poster that will be displayed during the Capstone Convening highlighting their problem of practice and toolkit item.
- A template will be provided in early March and the information requested will mirror the toolkit cover sheet.
- The completed posters must be submitted to Annika and Courtney by April 15th in order to be printed in time.

–amany@edbridgepartners.com

–cdesisto@edbridgepartners.com

Publicity for May Capstone Convening

- Save the Date finalized and to be sent next week to stakeholders and leaders at EWU, CCS, school districts, College Spark Foundation
- Invitations to be sent once registration form created.
- Invites to be sent through various networks, math and English depts. at participating institutions, rural alliance, post on ATL conference site, College Bridge networks, WACTE, WASAC, 101 in WA faculty attendees
- Will issue a press release highlighting both the Capstone Convening and Toolkit Website in mid-April

Plus / Delta: Commit to Adjust & Improve



Group work time

Getting burned out over 3 years, lost cohort members / shorten timeframe

Bacon!

Payment could be more relative to the work load

Google docs folders

Classroom visitation → more of this, more of building understanding rather than creation of specific output. Capture volunteer network of observation and reflection – create community. Look for ongoing support for this.

conviviality

Build on the work created to date and go to next level; don't recreate the wheel

Establishing roles/responsibilities from the start – accountability.

Closing Thoughts & Thanks

Barbara Alvin

balvin@ewu.edu

Sean Agriss

sagriss@ewu.edu

Jackie Coomes

jcoomes@ewu.edu

Debbie Olson

Debra.olson@sfcc.spokane.edu

Andrea Reid

andrea.reid@scc.spokane.edu

Justin Young

jayoung@ewu.edu

Annika Many

amany@edbridgepartners.com

Courtney DeSisto

cdesisto@edbridgepartners.com